



ISSN: 2454-132X

Impact Factor: 6.078

(Volume 12, Issue 2 - V12I2-1204)

Available online at: <https://www.ijariit.com>

Analysis of Deburring and Edge Finishing

Sakshi Sanjay Kunjir

sakshikunjir2007@gmail.com

Bharati Vidyapeeth's Jawaharlal
Nehru Institute of Technology,
Maharashtra

Neha Rajendra Nagtilak

nehanagtilak732@gmail.com

Bharati Vidyapeeth's Jawaharlal
Nehru Institute of Technology,
Maharashtra

Harshwardhan Avinash Yadav

yadavharshwardhan32@gmail.com

Bharati Vidyapeeth's Jawaharlal
Nehru Institute of Technology,
Maharashtra

Aryan Abhijit Kadam

Kadamaryan118@gmail.com

Bharati Vidyapeeth's Jawaharlal
Nehru Institute of Technology,
Maharashtra

Niel Deshpande

deshpandeniel@gmail.com

Bharati Vidyapeeth's Jawaharlal
Nehru Institute of Technology,
Maharashtra

ABSTRACT

Deburring is a vital finishing operation in modern manufacturing processes that involves the removal of unwanted material projections, commonly referred to as burrs, from machined components. Burrs are typically formed during machining operations such as drilling, milling, turning, and grinding due to plastic deformation of the material. These projections, although small, can significantly affect the functionality, safety, and aesthetic quality of the final product. This research paper presents a detailed study of deburring, including its definition, causes, and classification of burrs. Various deburring methods, such as manual, mechanical, thermal, electrochemical, and cryogenic processes, are discussed in detail. The paper also explores tools and equipment used, advantages and limitations, industrial applications, and future advancements. The study highlights the importance of deburring in ensuring high-quality production and improving the performance and reliability of manufactured components.

Keywords: Deburring, Material removal, Tool, Milling, Modern Manufacturing.

INTRODUCTION

In the field of manufacturing engineering, achieving high precision and excellent surface finish is essential for ensuring the proper functioning and longevity of components. Modern industries such as automotive, aerospace, electronics, and medical equipment manufacturing require parts that meet strict quality and safety standards. During machining processes such as cutting, drilling, milling, and grinding, unwanted material projections known as burrs are often formed at the edges of components. These burrs are the result of material deformation under mechanical forces and are considered undesirable because they negatively affect product quality. The presence of burrs can lead to several issues, including improper assembly, increased friction, reduced efficiency, and potential failure of components. In addition, sharp edges created by burrs pose safety risks to workers and end-users. To address these issues, deburring is performed as a finishing operation to remove burrs and smooth the edges of components. Over time, deburring techniques have evolved from simple manual methods to advanced automated and non-traditional processes. The growing demand for high-quality products has made deburring an indispensable part of modern manufacturing systems.

What is Deburring?

Deburring is a secondary manufacturing process used to remove burrs, sharp edges, and surface irregularities from a workpiece after machining or fabrication. Burrs are typically formed due to the plastic deformation of material when it is subjected to cutting or shaping forces. The primary purpose of deburring is to improve the surface quality and functionality of a component. It ensures that parts fit together properly during assembly and operate efficiently without interference caused by unwanted projections. In addition to improving functionality, deburring enhances safety by eliminating sharp edges that could cause injuries during handling or use. It also improves the aesthetic appearance of products, making them more visually appealing. Deburring can be applied to a wide variety of materials, including metals, plastics, and composites. The choice of deburring method depends on factors such as material type, component geometry, production volume, and required level of precision.

CAUSES AND TYPES OF BURRS

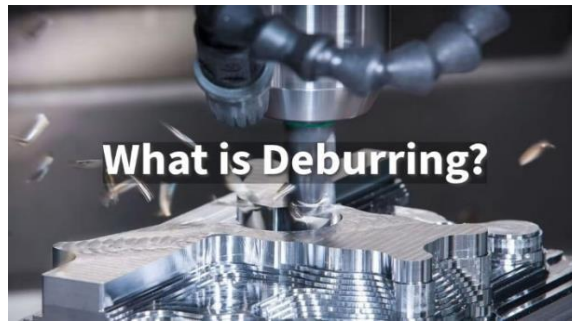
Causes of Burr Formation

Burr formation is an unavoidable consequence of most machining operations. When a cutting tool interacts with a workpiece, the material undergoes deformation due to mechanical and thermal stresses. This deformation leads to the formation of burrs along the edges of the component.

Several factors influence burr formation

Cutting Parameters: High cutting speeds, improper feed rates, and depth of cut can increase burr formation.

Tool Condition: Worn-out or dull tools produce larger and more irregular burrs.



Material Properties: Ductile materials such as aluminum tend to form larger burrs compared to brittle materials.
Tool Geometry: The design and angle of the cutting tool affect how the material is sheared.
Machining Process: Different processes such as drilling, milling, and turning produce different types of burrs.



Understanding these factors helps in reducing burr formation and selecting appropriate deburring methods.

Types of Burrs

- i. Poisson Burr: This type of burr is formed due to the lateral expansion of material when compressive forces are applied. It is commonly seen in softer materials.
- ii. Roll-over Burr: Roll-over burrs occur when the material bends over the edge instead of being cut cleanly. This is one of the most frequently observed types of burrs in machining.
- iii. Tear Burr: Tear burrs are formed when the material tears away instead of shearing smoothly. This is common in brittle materials or under improper machining conditions.
- iv. Cut-off Burr: Cut-off burrs appear at the end of machining operations, especially during parting or cutting processes. Each type of burr requires specific techniques for effective removal.

DEBURRING METHODS

- i. Manual Deburring

Manual deburring is the simplest and most traditional method. It involves the use of hand tools such as files, scrapers, abrasive stones, and sandpaper to remove burrs. This method provides a high level of control and is suitable for small-scale production and simple components. However, it is time-consuming and depends heavily on the skill of the operator. It is not suitable for mass production due to inconsistency and high labor costs.

- ii. Mechanical Deburring

Mechanical deburring uses machines and abrasive media to remove burrs through friction and impact. Common techniques include vibratory finishing, tumbling, abrasive belt grinding, and brushing. This method is widely used in industries for processing large batches of components. It offers consistent results and is more efficient than manual deburring. However, it may not be effective for components with complex geometries.

- iii. Thermal Deburring


Thermal deburring is an advanced process that uses controlled combustion to remove burrs. Components are placed in a sealed chamber filled with a combustible gas mixture, which is ignited to produce high temperatures that burn away burrs. This method is highly effective for removing burrs from complex and hard-to-reach areas. However, it requires specialized equipment and strict safety measures.

- iv. Electrochemical Deburring

Electrochemical deburring uses an electrolytic process to remove burrs. The workpiece acts as an anode, and material is removed through controlled chemical reactions. This method is highly precise and does not produce mechanical stress or heat, making it ideal for delicate components. However, it is relatively expensive and requires skilled operation.

- v. Cryogenic Deburring

Cryogenic deburring involves exposing components to extremely low temperatures using liquid nitrogen. This makes the burrs brittle, allowing them to be easily removed. This method is particularly useful for plastics and rubber components. It is a clean and efficient process but requires specialized equipment.



CHALLENGES IN DEBURRING

Despite technological advancements, deburring still presents several challenges in manufacturing processes.

i. Complex Geometries

Components with intricate shapes and internal features are difficult to deburr using conventional methods. Reaching internal burrs without damaging the part is a major challenge.

ii. Cost Factors

Advanced deburring techniques such as electrochemical and thermal deburring require expensive equipment and maintenance. This increases the overall production cost, especially for small-scale industries.

iii. Time Consumption


Manual deburring processes are time-consuming and reduce overall production efficiency. Even automated systems may require additional setup time.

iv. Risk of Over-Deburring

Excessive deburring can remove more material than required, affecting the dimensions and functionality of the component. Maintaining the right balance is crucial.


v. Material Limitations

Different materials respond differently to deburring processes. A method suitable for metals may not work effectively for plastics or composites.



TOOLS AND EQUIPMENT USED

Various tools and machines are used in deburring processes, depending on the method and application. These include hand tools such as files and scrapers, as well as advanced equipment like vibratory finishing machines, tumbling barrels, and electrochemical systems. Modern industries are increasingly adopting automated deburring systems using robotic arms and CNC machines. These systems provide high precision, consistency, and efficiency while reducing human effort.



ADVANTAGES OF DEBURRING

Deburring offers numerous benefits in manufacturing. It improves product quality by ensuring smooth surfaces and accurate dimensions. It enhances safety by removing sharp edges that could cause injuries. Additionally, deburring improves the performance and lifespan of components by reducing friction and wear. It also enhances the appearance of products, making them more attractive to consumers.

LIMITATIONS OF DEBURRING

Despite its advantages, deburring has certain limitations. It adds extra time and cost to the manufacturing process. Manual methods can be inconsistent and labor-intensive. There is also a risk of over-deburring, which can damage the component or alter its dimensions. Advanced methods require expensive equipment and skilled operators.

APPLICATIONS OF DEBURRING IN INDUSTRY

Deburring plays a crucial role across a wide range of industries where precision, safety, and product quality are essential. The importance of deburring varies depending on the application, but it remains a necessary step in almost all manufacturing processes.

i. Automotive Industry

In the automotive sector, deburring is extensively used to improve the performance and reliability of components such as engine parts, gears, brake systems, and transmission elements.

Burrs present in these components can lead to improper fitting, increased friction, and premature wear. For example, in engine components, even a small burr can obstruct oil flow or cause leakage, leading to reduced efficiency or failure. Deburring ensures smooth operation, reduces noise, and enhances the overall lifespan of automotive parts.

ii. Aerospace Industry

The aerospace industry demands extremely high precision and reliability. Components used in aircraft and spacecraft must meet strict safety standards, as even minor defects can result in catastrophic failures. Deburring is essential in removing sharp edges and micro-burrs from turbine blades, structural components, and hydraulic systems. It ensures proper airflow, reduces stress concentration, and enhances fatigue resistance. Advanced deburring techniques such as electrochemical and thermal deburring are often used in this industry.

iii. Electronics Industry

In the electronics industry, deburring is used for printed circuit boards (PCBs), connectors, and micro-components. Burrs can cause short circuits, poor electrical connections, and device malfunction. Precision deburring ensures clean edges and proper alignment of components, improving the performance and reliability of electronic devices such as smartphones, computers, and communication systems.

iv. Medical and Healthcare Industry

In the medical field, deburring is critical for manufacturing surgical instruments, implants, and medical devices. These components must have smooth surfaces to prevent injury and ensure compatibility with the human body. For instance, implants such as artificial joints must be free from burrs to avoid tissue damage and ensure proper functioning. High-precision methods like electrochemical deburring are commonly used in this sector.

v. Manufacturing and Heavy Machinery

In general manufacturing and heavy machinery, deburring is used for components like gears, shafts, and metal structures. It ensures proper assembly, reduces wear, and improves mechanical performance. Without deburring, machinery components may experience increased friction, leading to energy loss and reduced efficiency.

FUTURE TRENDS AND ADVANCEMENTS IN DEBURRING

With the advancement of technology, deburring processes are becoming more efficient, automated, and environmentally friendly. Modern industries are continuously adopting new techniques to improve productivity and reduce costs.

i. Automation and Robotics

One of the most significant trends in deburring is the use of robotic systems. Automated deburring machines equipped with robotic arms can perform precise and consistent operations with minimal human intervention. These systems are especially useful in mass production environments, where speed and accuracy are critical. Automation reduces labor costs and eliminates human error.

ii. Integration with CNC Machines

Deburring processes are increasingly being integrated with CNC (Computer Numerical Control) machines. This allows deburring to be performed immediately after machining, reducing production time and improving efficiency. Integrated systems also ensure better consistency and quality control.

iii. Use of Artificial Intelligence (AI)

Artificial intelligence is being used to monitor and optimize deburring processes. AI systems can analyze data in real-time to detect burr formation and adjust parameters accordingly. This leads to improved precision, reduced waste, and better overall productivity.

iv. Environmentally Friendly Techniques

Modern deburring methods focus on reducing environmental impact. Traditional processes that involve chemicals are being replaced with eco-friendly alternatives.

For example: Use of biodegradable abrasives,

Reduction of hazardous chemicals,

Energy-efficient machines,

Sustainable manufacturing practices are becoming increasingly important in today's industries.

v. Micro and Nano Deburring

With the rise of micro-manufacturing, especially in electronics and medical devices, there is a growing need for micro-deburring techniques. These methods are designed to remove extremely small burrs from tiny components. Advanced technologies such as laser deburring are being developed for this purpose.

CONCLUSION

Deburring is an essential finishing process that significantly contributes to the quality, safety, and performance of manufactured components. Burrs, though small, can have a major impact on product functionality and reliability. Therefore, their removal is a critical step in the manufacturing process. Various deburring methods are available, ranging from simple manual techniques to advanced processes such as electrochemical and thermal deburring. The choice of method depends on factors such as material type, component complexity, and production requirements. With the rapid advancement of technology, deburring processes are becoming more efficient, precise, and automated. Future developments will focus on reducing costs, improving sustainability, and enhancing precision, especially in micro-manufacturing applications. In conclusion, deburring remains a vital aspect of modern manufacturing, ensuring that products meet the highest standards of quality and performance.

REFERENCES

- [1] Gillespie, L. K. (1999). *Deburring and Edge Finishing Handbook*. Society of Manufacturing Engineers (SME).
- [2] Gillespie, L. K. (2004). *Deburring: An Annotated Bibliography*. SME.
- [3] Aurich, J. C., Dornfeld, D., Arrazola, P. J., Franke, V., Leitz, L., & Min, S. (2009). Burrs—Analysis, control and removal. *CIRP Annals - Manufacturing Technology*, 58(2), 519–542.
- [4] Dornfeld, D. (2006). Burr formation and minimization in machining. *Journal of Manufacturing Science and Engineering*. Great for explaining how burrs form and how to reduce them

- [5] IQS Directory. (n.d.). Deburring: Types, Processes and Methods SME (Society of Manufacturing Engineers) website
- [6] L. K. Gillespie, Deburring and Edge Finishing Handbook. Dearborn, MI, USA: Society of Manufacturing Engineers, 1999.
- [7] L. K. Gillespie, Deburring: An Annotated Bibliography. Dearborn, MI, USA: Society of Manufacturing Engineers, 2004.
- [8] J. C. Aurich, D. Dornfeld, P. J. Arrazola, V. Franke, L. Leitz, and S. Min, "Burrs—Analysis, control and removal," CIRP Annals - Manufacturing Technology, vol. 58, no. 2, pp. 519–542, 2009.
- [9] D. Dornfeld, "Burr formation and minimization in machining," Journal of Manufacturing Science and Engineering, 2006.
- [10] IQS Directory, "Deburring: Types, processes and methods,"